
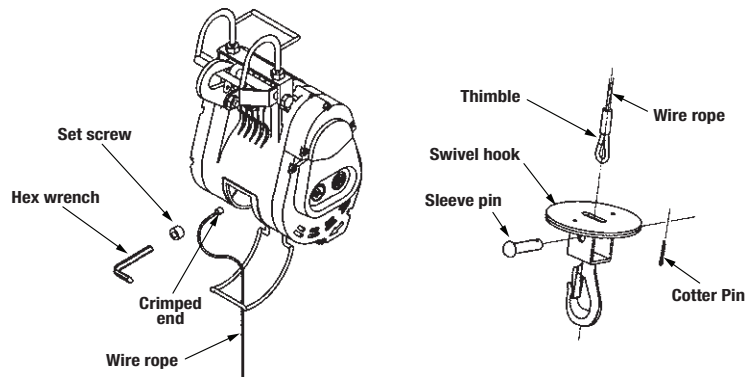


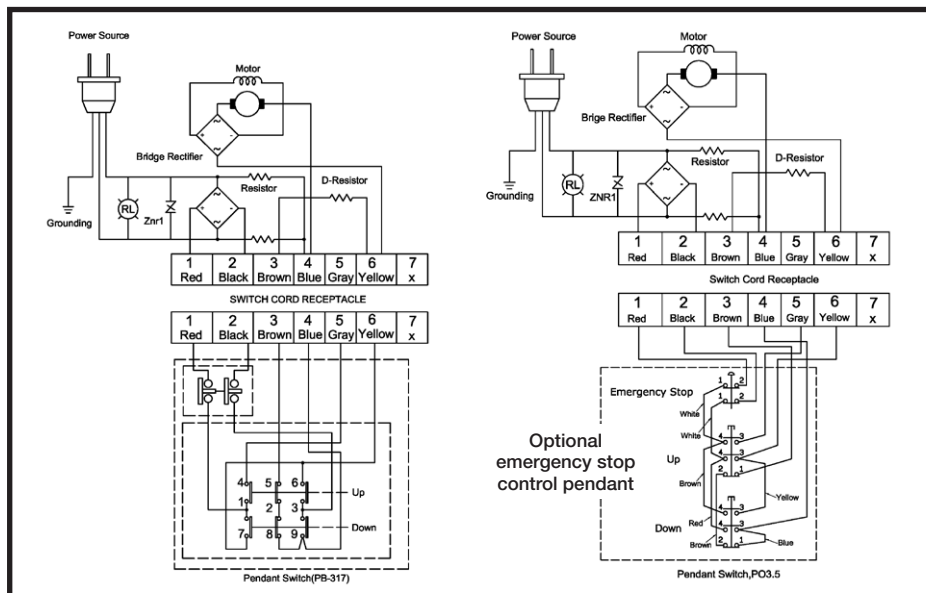
## WIRE ROPE REPLACEMENT

When installing a new wire rope, first remove the old rope. Pass the crimped end of the new rope through the limit lever and insert it into the hole of the drum. Place set screw into the hole of the drum and tighten it with a hex wrench. Press the  button to rotate the drum in the lifting direction.

Next, pass the new wire rope through the hole of the round plate of the swivel hook and insert the sleeve pin through the thimble of wire rope. Insert cotter pin through the sleeve pin and bend it over with pliers to secure it. Wind wire rope evenly onto the drum.



## WIRING DIAGRAM



# COLUMBIA

## WINCHES & HOISTS

Manufactured by Allied Power Products, Inc.

## HOOK-MOUNTED WIRE ROPE HOIST

Model: **HMH-230** With Control Pendant & Power Cord

### FEATURES

- Unique bail and safety latch mount
- Automatic, load suspending brake
- Secondary ratchet & pawl brake
- Upper and lower limit sensors
- Latching swivel hook
- Push-button pendant control

### PERFORMANCE

Linepull - first layer:	230 lbs
Linepull - top layer:	141 lbs
Lifting speed - first layer:	32.8 ft/min
Lifting speed - top layer:	123.0 ft/min
Motor rating IP44, Output 110V:	1.0 hp, 8 amps
Maximum lifting height:	75 ft
Braking method for motor:	Electromagnetic
Braking method for gear:	Mechanical ratchet
Wire rope:	3/16 in x 78 ft
Drum length:	2.36 in
Drum diameter:	3.5 in

### INCLUDED

Hoist assembly	1pc
Wire rope	1pc
Swivel hook CHW-0032	1pc
Power lead and plug, 16 ft (5m)	1pc
Pendant control CPB-313 (optional PO3.5 w/ E-stop) w/cord, 32 ft (10m)	1pc

**CAUTION:** The final determination as to the suitability of this product for any purpose is solely that of the user. Columbia products are not to be used to lift or move people or to lift anything over people.

## PARTS ORDERING AND INFORMATION REQUESTS

Please specify the following information:

- Hoist model number
- Hoist serial number
- Part description
- Replacement part number
- Quantity of each part

ITEM NO.	DESCRIPTION	PART NO.	QTY
1	Gearbox rear cover kit	880565	1
2	Ratchet stopper kit	880506	1
3	1st gear kit	881566	1
4	Brake kit	881567	1
5	3rd gear kit	880469	1
6	Gear box kit	881568	1
7	Hanger kit	880471	1
8	Carbon brush holder	880472	1
9	Carbon brush 110V~240V	880473	2
10	Over-winding bracket kit	880474	1
11	Wire rope	880449	1
12	Swivel hook CHW-0032	880475	1
13	Armature core	880970	1
14	Cooling cover	881500	1
15	Armature winding	880489	1
16	Motor rear cover kit	880477	1
17	Reverse winding shaft kit	881256	1
18	Output shaft kit	881569	1
19	Drum kit	881570	1
20	Control panel 110V	880488	1
20-1	D type resistor 110V	881509	2
20-2	Limit switch	881503	2
20-3	Diode	881504	2
21	Rubber packing	880483	1
22	Electric cover kit	880484	1
23	Power lead w/3 round pins plug	880492	1
24	Remote control pendant, PB-317	881601	1
25	Remote control pendant, PO3.5 (optional)	881458	1

