
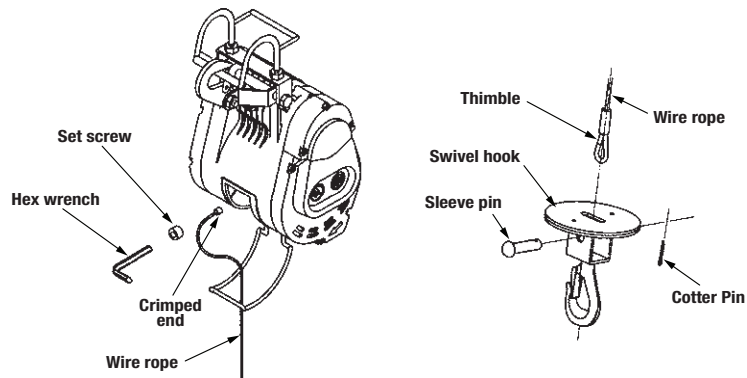


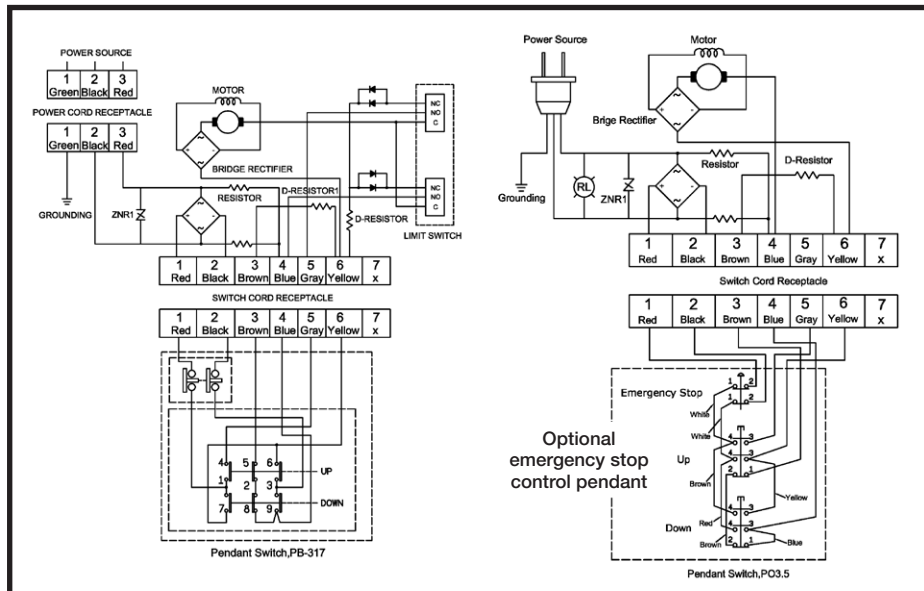
WIRE ROPE REPLACEMENT

When installing a new wire rope, first remove the old rope. Pass the crimped end of the new rope through the limit lever and insert it into the hole of the drum. Place set screw into the hole of the drum and tighten it with a hex wrench. Press the  button to rotate the drum in the lifting direction.

Next, pass the new wire rope through the hole of the round plate of the swivel hook and insert the sleeve pin through the thimble of wire rope. Insert cotter pin through the sleeve pin and bend it over with pliers to secure it. Wind wire rope evenly onto the drum.



WIRING DIAGRAM



COLUMBIA

WINCHES & HOISTS

Manufactured by Allied Power Products, Inc.

HOOK-MOUNTED WIRE ROPE HOIST

Model: **HMH-750** With Control Pendant & Power Cord

FEATURES

- Unique bail and safety latch mount
- Automatic, load suspending brake
- Secondary ratchet & pawl brake
- Upper and lower limit sensors
- Latching swivel hook
- Push-button pendant control

PERFORMANCE

Linepull - first layer:	750 lbs
Linepull - top layer:	528 lbs
Lifting speed - first layer:	36.9 ft/min
Lifting speed - top layer:	53.3 ft/min
Motor rating IP44, Output 220V-240V:	1.5 hp, 6 amps
Maximum lifting height:	78 ft
Braking method for motor:	Electromagnetic
Braking method for gear:	Mechanical ratchet
Wire rope:	1/4 in x 82 ft
Drum length:	2.36 in
Drum diameter:	3.7 in

INCLUDED

Hoist assembly	1pc
Wire rope	1pc
Swivel hook CHW-0032	1pc
Power lead and plug, 16 ft (5m)	1pc
Pendant control CPB-313 (optional PO3.5 w/ E-stop) w/cord, 32 ft (10m)	1pc

CAUTION: The final determination as to the suitability of this product for any purpose is solely that of the user. Columbia products are not to be used to lift or move people or to lift anything over people.

PARTS ORDERING AND INFORMATION REQUESTS

Please specify the following information:

- Hoist model number
- Part description
- Quantity of each part
- Hoist serial number
- Replacement part number

ITEM NO.	DESCRIPTION	PART NO.	QTY
1	Gearbox rear cover kit	880493	1
2	Ratchet stopper kit	880547	1
3	Brake kit	881507	1
4	1st gear kit	881498	1
5	3rd gear kit	881508	1
6	4th gear kit	880500	1
7	Gear box kit	880470	1
8	Hanger kit	880476	1
9	Carbon brush holder	880472	1
10	Carbon brush 110V~240V	880473	2
11	Over-winding bracket kit	880503	1
12	Wire rope	881244	1
13	Swivel hook CHW-0033	880505	1
14	Armature core 220/230V	880973	1
15	Cooling cover	881500	1
16	Armature winding 220/230V	880513	1
17	Motor rear cover kit	880477	1
18	Reverse winding shaft kit	880478	1
19	Output shaft kit	880507	1
20	Drum kit	881575	1
21	Control panel 220~240V	881255	1
21-1	D type resistor 220~240V	881502	2
21-2	Limit switch	881503	2
21-3	Diode	881504	2
22	Rubber packing	880483	1
23	Electric cover kit	880511	1
24	Power lead w/3 flat pins plug	880491	1
25	Remote control pendant, PB-317	880601	1
26	Remote control pendant, PO3.5 (optional)	881458	1

