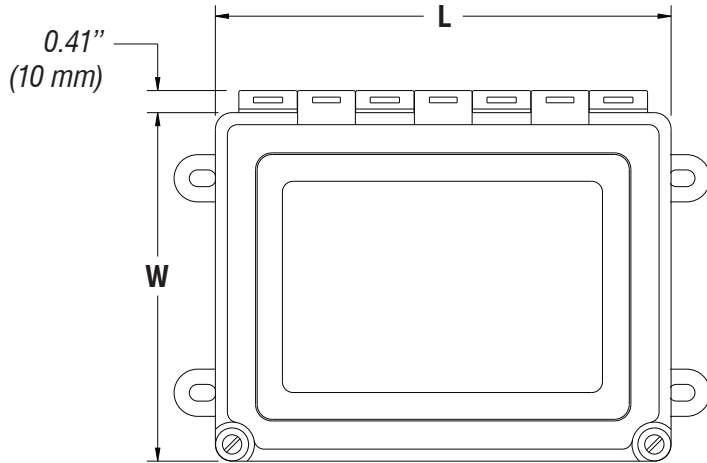
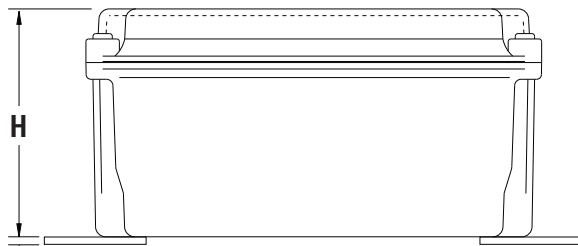


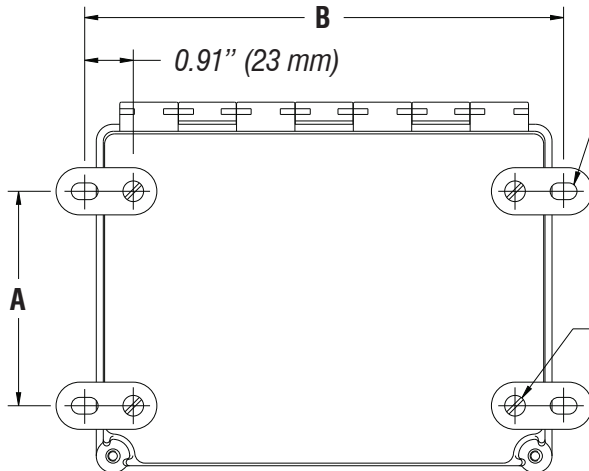
CONTROL BOX DIMENSIONS



BOX	NOMINAL SIZE	L	W	H	A	B
A864	8 x 6 x 4	8.5	6.5	4.25	4	8.94
A1086	10 x 8 x 6	10.5	8.5	6.25	6	10.94
A12106	12 x 10 x 6	12.5	10.5	6.25	8	12.94



0.16"
(4.17 mm)



0.31" x 0.50"
(8 mm x 13 mm)

#1/4-10
0.4625" deep (11.75 mm)
Torque to 30 in-lbs (3.39 Nm)

CAUTION: The final determination as to the suitability of this product for any purpose is solely that of the user. Columbia products are not to be used to lift people or to lift anything over people.